

FOR PUBLIC INSPECTION OF 2024-2025 PROPOSED BUDGET


24 PS 6-687(a)(1)

(03/2006)

School District Name : Erie City SD	County : Erie	AUN Number : 105252602
--	------------------	---------------------------

Section 687(a)(1) of the School Code requires the president of the board of school directors of each school district to certify to the Department of Education that the proposed budget was prepared, presented and will be made available for public inspection using the uniform form prepared and furnished by the Department of Education.

I hereby certify that the above information is accurate and complete.

SIGNATURE OF SCHOOL BOARD PRESIDENT 	DATE 6.28.2024
---	-------------------

DUE DATE: IMMEDIATELY FOLLOWING
ADOPTION OF PROPOSED
FINAL GENERAL FUND BUDGET

FINAL GENERAL FUND BUDGET

Fiscal Year 2024-2025

General Fund Budget Approval

Date of Adoption of the General Fund Budget:



President of the Board - Original Signature Required

6-28-24


Date



Secretary of the Board - Original Signature Required

6-28-24

Date



Chief School Administrator - Original Signature Required

6-28-24

Date

Neal A Brokman

Contact Person

(814)874-6123

Extn :

Telephone

Extension

nbrokman@eriesd.org

Email Address

**CERTIFICATION OF USE OF PDE-2028
FOR PUBLIC INSPECTION OF 2024-2025 PROPOSED BUDGET**

24 PS 6-687(a)(1)

(03/2006)

School District Name : Erie City SD	County : Erie	AUN Number : 105252602
---	-------------------------	----------------------------------

Section 687(a)(1) of the School Code requires the president of the board of school directors of each school district to certify to the Department of Education that the proposed budget was prepared, presented and will be made available for public inspection using the uniform form prepared and furnished by the Department of Education.

I hereby certify that the above information is accurate and complete.

SIGNATURE OF SCHOOL BOARD PRESIDENT 	DATE 6-28-24
---	------------------------

**DUE DATE: IMMEDIATELY FOLLOWING
ADOPTION OF PROPOSED
FINAL GENERAL FUND BUDGET**

<u>Val Number</u>	<u>Description</u>	<u>Justification</u>
1010	Budget Approval Date is required before submission on Contact Screen and cannot be a future date.	
8060	Ending Fund Balance Entry and Budgetary Reserve: If 5900 Budgetary Reserve is not equal to 0, a justification must be entered below.	
8080	Ending Fund Balance Entry and Budgetary Reserve: If 0850 Estimated Ending Unassigned Fund Balance is not equal to 0, a justification must be entered below.	

ITEM

AMOUNTS

Estimated Beginning Unreserved Fund Balance Available for Appropriation and Reserves Scheduled For Liquidation During The Fiscal Year

- 0810 Nonspendable Fund Balance
- 0820 Restricted Fund Balance
- 0830 Committed Fund Balance
- 0840 Assigned Fund Balance
- 0850 Unassigned Fund Balance

Total Estimated Beginning Unreserved Fund Balance Available for Appropriation and Reserves Scheduled For Liquidation During The Fiscal Year

Estimated Revenues And Other Financing Sources

- 6000 Revenue from Local Sources 70,245,600
- 7000 Revenue from State Sources 181,305,826
- 8000 Revenue from Federal Sources 20,488,570
- 9000 Other Financing Sources

Total Estimated Revenues And Other Financing Sources \$272,039,996

Total Estimated Fund Balance, Revenues, and Other Financing Sources Available for Appropriation \$272,039,996

Amount

REVENUE FROM LOCAL SOURCES

6111 Current Real Estate Taxes	49,890,690
6113 Public Utility Realty Taxes	54,884
6114 Payments in Lieu of Current Taxes - State / Local	1,774,777
6140 Current Act 511 Taxes - Flat Rate Assessments	243,750
6150 Current Act 511 Taxes - Proportional Assessments	10,620,625
6400 Delinquencies on Taxes Levied / Assessed by the LEA	4,085,000
6500 Earnings on Investments	1,982,567
6700 Revenues from LEA Activities	30,729
6800 Revenues from Intermediary Sources / Pass-Through Funds	290,930
6910 Rentals	76,560
6920 Contributions and Donations from Private Sources	45,000
6940 Tuition from Patrons	702,705
6990 Refunds and Other Miscellaneous Revenue	447,383

REVENUE FROM LOCAL SOURCES \$70,245,600

REVENUE FROM STATE SOURCES

7111 Basic Education Funding-Formula	117,752,626
7112 Basic Education Funding-Social Security	4,971,018
7220 Vocational Education	1,281,120
7271 Special Education funds for School-Aged Pupils	13,841,888
7272 Early Intervention	2,600,000
7292 Pre-K Counts	2,285,000
7311 Pupil Transportation Subsidy	1,269,637
7312 Nonpublic and Charter School Pupil Transportation Subsidy	339,686
7320 Rental and Sinking Fund Payments / Building Reimbursement Subsidy	1,407,533
7330 Health Services (Medical, Dental, Nurse, Act 25)	243,541
7340 State Property Tax Reduction Allocation	8,753,430
7360 Safe Schools	85,841
7505 Ready to Learn Block Grant	2,602,655
7509 Supplemental Equipment Grants	72,460
7599 Other State Revenue Not Listed Elsewhere in the 7000 Series	5,989
7820 State Share of Retirement Contributions	23,793,402

REVENUE FROM STATE SOURCES \$181,305,826

REVENUE FROM FEDERAL SOURCES

8390 Other Restricted Federal Grants-in-Aid Directly from the Federal Government	133,286
8512 IDEA, Part B	3,010,586

	<u>Amount</u>
REVENUE FROM FEDERAL SOURCES	
8513 IDEA, Section 619	196,660
8514 Title I - Improving the Academic Achievement of the Disadvantaged	10,748,395
8515 Title II - Preparing, Training, and Recruiting High Quality Teachers and Principals	858,375
8516 Title III - Language Instruction for English Learners and Immigrant Students	194,024
8517 Title IV - 21st Century Schools	762,312
8521 Vocational Education - Operating Expenditures	450,016
8690 Other Restricted Federal Grants-in-Aid Through the Commonwealth of PA	905,398
8732 ARRA - Qualified School Construction Bonds (QSCB)	643,266
8744 ARP ESSER - Elementary and Secondary School Emergency Relief Fund	2,031,857
8751 ARP ESSER Learning Loss	525,000
8810 School-Based Access Medicaid Reimbursement Program (SBAP) Reimbursements (Access)	29,395
REVENUE FROM FEDERAL SOURCES	\$20,488,570
TOTAL ESTIMATED REVENUES AND OTHER SOURCES	272,039,996

Act 1 Index (current): 8.1%

Calculation Method:

Rate

Approx. Tax Revenue from RE Taxes:	\$49,890,690
Amount of Tax Relief for Homestead Exclusions	<u>\$8,753,430</u>
Total Approx. Tax Revenue:	\$58,644,120
Approx. Tax Levy for Tax Rate Calculation:	\$62,982,441

Erie

Total

2023-24 Data		
a. Assessed Value	\$3,179,566,417	\$3,179,566,417
b. Real Estate Mills	18.9628	
I. 2024-25 Data		
c. 2022 STEB Market Value	\$3,185,486,899	\$3,185,486,899
d. Assessed Value	\$3,179,566,417	\$3,179,566,417
e. Assessed Value of New Constr/ Renov	\$0	\$0
2023-24 Calculations		
f. 2023-24 Tax Levy	\$60,293,482	\$60,293,482
(a * b)		
2024-25 Calculations		
g. Percent of Total Market Value	100.00000%	100.00000%
h. Rebalanced 2023-24 Tax Levy	\$60,293,482	\$60,293,482
(f Total * g)		
i. Base Mills Subject to Index	18.9628	
(h / a * 1000) if no reassessment		
(h / (d-e) * 1000) if reassessment		
Calculation of Tax Rates and Levies Generated		
j. Weighted Avg. Collection Percentage	92.00000%	92.00000%
k. Tax Levy Needed	\$62,982,441	\$62,982,441
(Approx. Tax Levy * g)		
I. 2024-25 Real Estate Tax Rate	19.8085	
(k / d * 1000)		
III. m. Tax Levy Generated by Mills	\$62,982,441	\$62,982,441
(l / 1000 * d)		
n. Tax Levy minus Tax Relief for Homestead Exclusions		\$54,229,011
(m - Amount of Tax Relief for Homestead Exclusions)		
o. Net Tax Revenue Generated By Mills		\$49,890,690
(n * Est. Pct. Collection)		

Act 1 Index (current): 8.1%

Calculation Method:	Rate	
Approx. Tax Revenue from RE Taxes:	\$49,890,690	
Amount of Tax Relief for Homestead Exclusions	<u>\$8,753,430</u>	
Total Approx. Tax Revenue:	\$58,644,120	
Approx. Tax Levy for Tax Rate Calculation:	\$62,982,441	
	Erie	Total

Index Maximums		
p. Maximum Mills Based On Index (i * (1 + Index))	20.4987	
q. Mills In Excess of Index (if (l > p), (l - p))	0.0000	
r. Maximum Tax Levy Based On Index (p / 1000 * d)	\$65,176,978	\$65,176,978
IV. s. Millage Rate within Index? (If l > p Then No)	Yes	
t. Tax Levy In Excess of Index (if (m > r), (m - r))	\$0	\$0
u. Tax Revenue In Excess of Index (t * Est. Pct. Collection)	\$0	\$0

Information Related to Property Tax Relief		
V. Assessed Value Exclusion per Homestead	\$26,511.51	
Number of Homestead/Farmstead Properties	17115	17115
Median Assessed Value of Homestead Properties		\$77,900

Act 1 Index (current): 8.1%

Calculation Method:	Rate
Approx. Tax Revenue from RE Taxes:	\$49,890,690
Amount of Tax Relief for Homestead Exclusions	<u>\$8,753,430</u>
Total Approx. Tax Revenue:	\$58,644,120
Approx. Tax Levy for Tax Rate Calculation:	\$62,982,441
	Erie
	Total

State Property Tax Reduction Allocation used for: Homestead Exclusions	\$8,753,430	Lowering RE Tax Rate	\$0	\$8,753,430
Prior Year State Property Tax Reduction Allocation used for: Homestead Exclusions	\$0			\$0
Amount of Tax Relief from State/Local Sources				\$8,753,430

CODE

6111 Current Real Estate Taxes

<u>County Name</u>	<u>Taxable Assessed Value</u>	<u>Real Estate Mills</u>	<u>Tax Levy Generated by Mills</u>	<u>Amount of Tax Relief for Homestead Exclusions</u>	<u>Tax Levy Minus Homestead Exclusions</u>	<u>Percent Collected</u>	<u>Net Tax Revenue Generated By Mills</u>
Erie	3,179,566,417	19.8085	62,982,441			92.00000%	
Totals:	3,179,566,417		62,982,441	8,753,430	54,229,011	92.00000%	49,890,690

	<u>Rate</u>		<u>Estimated Revenue</u>
6120 <u>Current Per Capita Taxes, Section 679</u>	\$0.00		0
6140 <u>Current Act 511 Taxes – Flat Rate Assessments</u>	<u>Rate</u>	<u>Add'l Rate (if appl.)</u>	<u>Tax Levy</u>
6141 Current Act 511 Per Capita Taxes	\$0.00	\$0.00	0
6142 Current Act 511 Occupation Taxes – Flat Rate	\$0.00	\$0.00	0
6143 Current Act 511 Local Services Taxes	\$1.00	\$0.00	243,750
6144 Current Act 511 Trailer Taxes	\$0.00	\$0.00	0
6145 Current Act 511 Business Privilege Taxes – Flat Rate	\$0.00	\$0.00	0
6146 Current Act 511 Mechanical Device Taxes – Flat Rate	\$0.00	\$0.00	0
6149 Current Act 511 Taxes, Other Flat Rate Assessments	\$0.00	\$0.00	0

Total Current Act 511 Taxes – Flat Rate Assessments 243,750 243,750

	<u>Rate</u>	<u>Add'l Rate (if appl.)</u>	<u>Tax Levy</u>	<u>Estimated Revenue</u>
6150 <u>Current Act 511 Taxes – Proportional Assessments</u>				
6151 Current Act 511 Earned Income Taxes	0.500%	0.000%	8,955,625	8,955,625
6152 Current Act 511 Occupation Taxes	0.000	0.000	0	0
6153 Current Act 511 Real Estate Transfer Taxes	0.500%	0.000%	1,665,000	1,665,000
6154 Current Act 511 Amusement Taxes	0.000%	0.000%	0	0
6155 Current Act 511 Business Privilege Taxes	0.000	0.000	0	0
6156 Current Act 511 Mechanical Device Taxes – Percentage	0.000%	0.000%	0	0
6157 Current Act 511 Mercantile Taxes	0.000	0.000	0	0
6159 Current Act 511 Taxes, Other Proportional Assessments	0	0	0	0

Total Current Act 511 Taxes – Proportional Assessments 10,620,625 10,620,625

Total Act 511, Current Taxes 10,864,375

Act 511 Tax Limit -->	3,185,486,899	12	38,225,843
	Market Value	Mills	(511 Limit)

Tax Function	Description	Tax Rate Charged in:			Less than or equal to Index	Index	Additional Tax Rate Charged in:		
		2023-24 (Rebalanced)	2024-25	Percent Change in Rate			2023-24 (Rebalanced)	2024-25	Percent Change in Rate
6111	<u>Current Real Estate Taxes</u> Erie	18.9628	19.8085	4.46%	Yes	8.1%			
	<u>Current Act 511 Taxes – Flat Rate Assessments</u>								
6143	Current Act 511 Local Services Taxes <u>Current Act 511 Taxes – Proportional Assessments</u>	\$1.00	\$1.00	0.00%	Yes	8.1%			
6151	Current Act 511 Earned Income Taxes	0.500%	0.500%	0.00%	Yes	8.1%			
6153	Current Act 511 Real Estate Transfer Taxes	0.500%	0.500%	0.00%	Yes	8.1%			

LEA : 105252602 Erie City SD

Printed 6/25/2024 3:18:56 PM

<u>Description</u>	<u>Amount</u>
1000 Instruction	
1100 Regular Programs - Elementary / Secondary	110,473,908
1200 Special Programs - Elementary / Secondary	46,320,728
1300 Vocational Education	4,567,960
1400 Other Instructional Programs - Elementary / Secondary	2,492,830
1500 Nonpublic School Programs	927,312
1800 Pre-Kindergarten	2,261,095
Total Instruction	\$167,043,833
2000 Support Services	
2100 Support Services - Students	12,979,860
2200 Support Services - Instructional Staff	10,829,492
2300 Support Services - Administration	13,383,327
2400 Support Services - Pupil Health	2,170,476
2500 Support Services - Business	2,895,616
2600 Operation and Maintenance of Plant Services	17,770,208
2700 Student Transportation Services	7,948,928
2800 Support Services - Central	1,712,101
2900 Other Support Services	163,032
Total Support Services	\$69,853,040
3000 Operation of Non-Instructional Services	
3200 Student Activities	1,802,637
3300 Community Services	1,173,091
Total Operation of Non-Instructional Services	\$2,975,728
4000 Facilities Acquisition, Construction and Improvement Services	
4000 Facilities Acquisition, Construction and Improvement Services	1,688,697
Total Facilities Acquisition, Construction and Improvement Services	\$1,688,697
5000 Other Expenditures and Financing Uses	
5100 Debt Service / Other Expenditures and Financing Uses	13,674,648
5200 Interfund Transfers - Out	13,804,050
5900 Budgetary Reserve	3,000,000
Total Other Expenditures and Financing Uses	\$30,478,698
Total Estimated Expenditures and Other Financing Uses	\$272,039,996

<u>Description</u>	<u>Amount</u>
1000 Instruction	
1100 <u>Regular Programs - Elementary / Secondary</u>	
100 Personnel Services - Salaries	45,565,287
200 Personnel Services - Employee Benefits	34,735,389
300 Purchased Professional and Technical Services	3,888,372
500 Other Purchased Services	24,430,950
600 Supplies	1,727,552
700 Property	108,498
800 Other Objects	17,860
Total Regular Programs - Elementary / Secondary	\$110,473,908
1200 <u>Special Programs - Elementary / Secondary</u>	
100 Personnel Services - Salaries	15,685,716
200 Personnel Services - Employee Benefits	10,345,712
300 Purchased Professional and Technical Services	1,690,000
500 Other Purchased Services	18,431,800
600 Supplies	167,500
Total Special Programs - Elementary / Secondary	\$46,320,728
1300 <u>Vocational Education</u>	
100 Personnel Services - Salaries	2,215,225
200 Personnel Services - Employee Benefits	1,460,227
300 Purchased Professional and Technical Services	62,000
400 Purchased Property Services	15,000
600 Supplies	443,152
700 Property	372,356
Total Vocational Education	\$4,567,960
1400 <u>Other Instructional Programs - Elementary / Secondary</u>	
100 Personnel Services - Salaries	1,211,267
200 Personnel Services - Employee Benefits	170,687
300 Purchased Professional and Technical Services	1,045,876
500 Other Purchased Services	65,000
Total Other Instructional Programs - Elementary / Secondary	\$2,492,830
1500 <u>Nonpublic School Programs</u>	
100 Personnel Services - Salaries	383,482
200 Personnel Services - Employee Benefits	259,113
300 Purchased Professional and Technical Services	215,000
600 Supplies	69,717
Total Nonpublic School Programs	\$927,312
1800 <u>Pre-Kindergarten</u>	
100 Personnel Services - Salaries	927,166
200 Personnel Services - Employee Benefits	838,348
300 Purchased Professional and Technical Services	24,400
400 Purchased Property Services	43,600
600 Supplies	33,381
800 Other Objects	394,200

<u>Description</u>	<u>Amount</u>
Total Pre-Kindergarten	\$2,261,095
Total Instruction	\$167,043,833
2000 Support Services	
2100 Support Services - Students	
100 Personnel Services - Salaries	7,435,763
200 Personnel Services - Employee Benefits	5,199,949
300 Purchased Professional and Technical Services	129,000
500 Other Purchased Services	16,500
600 Supplies	198,648
Total Support Services - Students	\$12,979,860
2200 Support Services - Instructional Staff	
100 Personnel Services - Salaries	2,415,836
200 Personnel Services - Employee Benefits	1,744,985
300 Purchased Professional and Technical Services	2,528,400
500 Other Purchased Services	22,000
600 Supplies	2,618,271
700 Property	1,500,000
Total Support Services - Instructional Staff	\$10,829,492
2300 Support Services - Administration	
100 Personnel Services - Salaries	7,253,691
200 Personnel Services - Employee Benefits	4,559,893
300 Purchased Professional and Technical Services	750,000
500 Other Purchased Services	785,743
600 Supplies	1,500
800 Other Objects	32,500
Total Support Services - Administration	\$13,383,327
2400 Support Services - Pupil Health	
100 Personnel Services - Salaries	1,208,730
200 Personnel Services - Employee Benefits	899,054
300 Purchased Professional and Technical Services	22,000
400 Purchased Property Services	5,800
500 Other Purchased Services	2,600
600 Supplies	32,292
Total Support Services - Pupil Health	\$2,170,476
2500 Support Services - Business	
100 Personnel Services - Salaries	886,353
200 Personnel Services - Employee Benefits	626,922
300 Purchased Professional and Technical Services	204,000
400 Purchased Property Services	445,000
500 Other Purchased Services	89,000
600 Supplies	144,341
700 Property	500,000
Total Support Services - Business	\$2,895,616

<u>Description</u>	<u>Amount</u>
2600 <u>Operation and Maintenance of Plant Services</u>	
100 Personnel Services - Salaries	7,349,145
200 Personnel Services - Employee Benefits	5,745,902
300 Purchased Professional and Technical Services	373,812
400 Purchased Property Services	1,185,659
500 Other Purchased Services	135,000
600 Supplies	2,980,690
Total Operation and Maintenance of Plant Services	\$17,770,208
2700 <u>Student Transportation Services</u>	
100 Personnel Services - Salaries	2,652,869
200 Personnel Services - Employee Benefits	2,557,791
500 Other Purchased Services	2,005,342
600 Supplies	470,201
700 Property	262,725
Total Student Transportation Services	\$7,948,928
2800 <u>Support Services - Central</u>	
100 Personnel Services - Salaries	751,027
200 Personnel Services - Employee Benefits	492,074
300 Purchased Professional and Technical Services	467,500
800 Other Objects	1,500
Total Support Services - Central	\$1,712,101
2900 <u>Other Support Services</u>	
500 Other Purchased Services	163,032
Total Other Support Services	\$163,032
Total Support Services	\$69,853,040
3000 <u>Operation of Non-Instructional Services</u>	
3200 <u>Student Activities</u>	
100 Personnel Services - Salaries	830,037
200 Personnel Services - Employee Benefits	408,946
300 Purchased Professional and Technical Services	175,000
500 Other Purchased Services	73,660
600 Supplies	14,000
700 Property	95,560
800 Other Objects	205,434
Total Student Activities	\$1,802,637
3300 <u>Community Services</u>	
100 Personnel Services - Salaries	5,000
200 Personnel Services - Employee Benefits	2,112
300 Purchased Professional and Technical Services	836,090
600 Supplies	329,889
Total Community Services	\$1,173,091
Total Operation of Non-Instructional Services	\$2,975,728
4000 <u>Facilities Acquisition, Construction and Improvement Services</u>	

LEA : 105252602 Erie City SD

Printed 6/25/2024 3:18:57 PM

<u>Description</u>	<u>Amount</u>
4000 <u>Facilities Acquisition, Construction and Improvement Services</u>	
700 Property	1,688,697
Total Facilities Acquisition, Construction and Improvement Services	\$1,688,697
Total Facilities Acquisition, Construction and Improvement Services	\$1,688,697
5000 <u>Other Expenditures and Financing Uses</u>	
5100 <u>Debt Service / Other Expenditures and Financing Uses</u>	
800 Other Objects	4,214,648
900 Other Uses of Funds	9,460,000
Total Debt Service / Other Expenditures and Financing Uses	\$13,674,648
5200 <u>Interfund Transfers - Out</u>	
900 Other Uses of Funds	13,804,050
Total Interfund Transfers - Out	\$13,804,050
5900 <u>Budgetary Reserve</u>	
800 Other Objects	3,000,000
Total Budgetary Reserve	\$3,000,000
Total Other Expenditures and Financing Uses	\$30,478,698
TOTAL EXPENDITURES	\$272,039,996

Cash and Short-Term Investments

06/30/2024 Estimate

06/30/2025 Projection

General Fund	14,157,000	14,157,000
Public Purpose (Expendable) Trust Fund		
Other Comptroller-Approved Special Revenue Funds		
Athletic / School-Sponsored Extra Curricular Activities Fund		
Capital Reserve Fund - § 690, §1850		
Capital Reserve Fund - § 1431		
Other Capital Projects Fund	30,000,000	20,000,000
Debt Service Fund		
Food Service / Cafeteria Operations Fund	3,191,000	3,191,000
Child Care Operations Fund	3,191,000	3,191,000
Other Enterprise Funds	60,000	600,000
Internal Service Fund	8,300,000	8,300,000
Private Purpose Trust Fund		
Investment Trust Fund		
Pension Trust Fund		
Activity Fund	208,000	208,000
Other Agency Fund		
Permanent Fund		
Total Cash and Short-Term Investments	\$103,324,000	\$83,864,000

Long-Term Investments

06/30/2024 Estimate

06/30/2025 Projection

General Fund	39,200,000	39,200,000
Public Purpose (Expendable) Trust Fund		
Other Comptroller-Approved Special Revenue Funds		
Athletic / School-Sponsored Extra Curricular Activities Fund		
Capital Reserve Fund - § 690, §1850		
Capital Reserve Fund - § 1431		
Other Capital Projects Fund		
Debt Service Fund	52,000,000	32,000,000
Food Service / Cafeteria Operations Fund		
Child Care Operations Fund		
Other Enterprise Funds		
Internal Service Fund		
Private Purpose Trust Fund		
Investment Trust Fund		
Pension Trust Fund		
Activity Fund		
Other Agency Fund		

Long-Term Investments

06/30/2024 Estimate

06/30/2025 Projection

Permanent Fund

Total Long-Term Investments	\$91,200,000	\$71,200,000
TOTAL CASH AND INVESTMENTS	\$194,524,000	\$155,064,000

Long-Term Indebtedness

06/30/2024 Estimate

06/30/2025 Projection

General Fund		
0510 Bonds Payable	110,742,000	101,452,000
0520 Extended-Term Financing Agreements Payable		
0530 Lease and Other Right-To-Use Obligations		
0540 Accumulated Compensated Absences	6,975,000	6,975,000
0550 Authority Lease Obligations		
0560 Other Post-Employment Benefits (OPEB)	55,154,000	52,949,000
0599 Other Noncurrent Liabilities		
Total General Fund	\$172,871,000	\$161,376,000

Public Purpose (Expendable) Trust Fund		
0510 Bonds Payable		
0520 Extended-Term Financing Agreements Payable		
0530 Lease and Other Right-To-Use Obligations		
0540 Accumulated Compensated Absences		
0550 Authority Lease Obligations		
0560 Other Post-Employment Benefits (OPEB)		
0599 Other Noncurrent Liabilities		
Total Public Purpose (Expendable) Trust Fund		

Other Comptroller-Approved Special Revenue Funds		
0510 Bonds Payable		
0520 Extended-Term Financing Agreements Payable		
0530 Lease and Other Right-To-Use Obligations		
0540 Accumulated Compensated Absences		
0550 Authority Lease Obligations		
0560 Other Post-Employment Benefits (OPEB)		
0599 Other Noncurrent Liabilities		
Total Other Comptroller-Approved Special Revenue Funds		

Athletic / School-Sponsored Extra Curricular Activities Fund		
0510 Bonds Payable		
0520 Extended-Term Financing Agreements Payable		
0530 Lease and Other Right-To-Use Obligations		
0540 Accumulated Compensated Absences		
0550 Authority Lease Obligations		
0560 Other Post-Employment Benefits (OPEB)		
0599 Other Noncurrent Liabilities		
Total Athletic / School-Sponsored Extra Curricular Activities Fund		

Long-Term Indebtedness

06/30/2024 Estimate

06/30/2025 Projection

Capital Reserve Fund - \$ 690, \$1850

- 0510 Bonds Payable
- 0520 Extended-Term Financing Agreements Payable
- 0530 Lease and Other Right-To-Use Obligations

- 0540 Accumulated Compensated Absences
- 0550 Authority Lease Obligations
- 0560 Other Post-Employment Benefits (OPEB)
- 0599 Other Noncurrent Liabilities

Total Capital Reserve Fund - \$ 690, \$1850

Capital Reserve Fund - \$ 1431

- 0510 Bonds Payable
- 0520 Extended-Term Financing Agreements Payable
- 0530 Lease and Other Right-To-Use Obligations

- 0540 Accumulated Compensated Absences
- 0550 Authority Lease Obligations
- 0560 Other Post-Employment Benefits (OPEB)
- 0599 Other Noncurrent Liabilities

Total Capital Reserve Fund - \$ 1431

Other Capital Projects Fund

- 0510 Bonds Payable
- 0520 Extended-Term Financing Agreements Payable
- 0530 Lease and Other Right-To-Use Obligations

- 0540 Accumulated Compensated Absences
- 0550 Authority Lease Obligations
- 0560 Other Post-Employment Benefits (OPEB)
- 0599 Other Noncurrent Liabilities

Total Other Capital Projects Fund

Debt Service Fund

- 0510 Bonds Payable
- 0520 Extended-Term Financing Agreements Payable
- 0530 Lease and Other Right-To-Use Obligations

- 0540 Accumulated Compensated Absences
- 0550 Authority Lease Obligations
- 0560 Other Post-Employment Benefits (OPEB)
- 0599 Other Noncurrent Liabilities

Total Debt Service Fund

Long-Term Indebtedness

06/30/2024 Estimate

06/30/2025 Projection

Food Service / Cafeteria Operations Fund

- 0510 Bonds Payable
- 0520 Extended-Term Financing Agreements Payable
- 0530 Lease and Other Right-To-Use Obligations

- 0540 Accumulated Compensated Absences
- 0550 Authority Lease Obligations
- 0560 Other Post-Employment Benefits (OPEB)
- 0599 Other Noncurrent Liabilities

Total Food Service / Cafeteria Operations Fund

Child Care Operations Fund

- 0510 Bonds Payable
- 0520 Extended-Term Financing Agreements Payable
- 0530 Lease and Other Right-To-Use Obligations

- 0540 Accumulated Compensated Absences
- 0550 Authority Lease Obligations
- 0560 Other Post-Employment Benefits (OPEB)
- 0599 Other Noncurrent Liabilities

Total Child Care Operations Fund

Other Enterprise Funds

- 0510 Bonds Payable
- 0520 Extended-Term Financing Agreements Payable
- 0530 Lease and Other Right-To-Use Obligations

- 0540 Accumulated Compensated Absences
- 0550 Authority Lease Obligations
- 0560 Other Post-Employment Benefits (OPEB)
- 0599 Other Noncurrent Liabilities

Total Other Enterprise Funds

Internal Service Fund

- 0510 Bonds Payable
- 0520 Extended-Term Financing Agreements Payable
- 0530 Lease and Other Right-To-Use Obligations

- 0540 Accumulated Compensated Absences
- 0550 Authority Lease Obligations
- 0560 Other Post-Employment Benefits (OPEB)
- 0599 Other Noncurrent Liabilities

Total Internal Service Fund

Long-Term Indebtedness

06/30/2024 Estimate

06/30/2025 Projection

Private Purpose Trust Fund

- 0510 Bonds Payable
- 0520 Extended-Term Financing Agreements Payable
- 0530 Lease and Other Right-To-Use Obligations

- 0540 Accumulated Compensated Absences
- 0550 Authority Lease Obligations
- 0560 Other Post-Employment Benefits (OPEB)
- 0599 Other Noncurrent Liabilities

Total Private Purpose Trust Fund

Investment Trust Fund

- 0510 Bonds Payable
- 0520 Extended-Term Financing Agreements Payable
- 0530 Lease and Other Right-To-Use Obligations

- 0540 Accumulated Compensated Absences
- 0550 Authority Lease Obligations
- 0560 Other Post-Employment Benefits (OPEB)
- 0599 Other Noncurrent Liabilities

Total Investment Trust Fund

Pension Trust Fund

- 0510 Bonds Payable
- 0520 Extended-Term Financing Agreements Payable
- 0530 Lease and Other Right-To-Use Obligations

- 0540 Accumulated Compensated Absences
- 0550 Authority Lease Obligations
- 0560 Other Post-Employment Benefits (OPEB)
- 0599 Other Noncurrent Liabilities

Total Pension Trust Fund

Activity Fund

- 0510 Bonds Payable
- 0520 Extended-Term Financing Agreements Payable
- 0530 Lease and Other Right-To-Use Obligations

- 0540 Accumulated Compensated Absences
- 0550 Authority Lease Obligations
- 0560 Other Post-Employment Benefits (OPEB)
- 0599 Other Noncurrent Liabilities

Total Activity Fund

Long-Term Indebtedness

06/30/2024 Estimate

06/30/2025 Projection

Other Agency Fund

- 0510 Bonds Payable
- 0520 Extended-Term Financing Agreements Payable
- 0530 Lease and Other Right-To-Use Obligations

- 0540 Accumulated Compensated Absences
- 0550 Authority Lease Obligations
- 0560 Other Post-Employment Benefits (OPEB)
- 0599 Other Noncurrent Liabilities

Total Other Agency Fund

Permanent Fund

- 0510 Bonds Payable
- 0520 Extended-Term Financing Agreements Payable
- 0530 Lease and Other Right-To-Use Obligations

- 0540 Accumulated Compensated Absences
- 0550 Authority Lease Obligations
- 0560 Other Post-Employment Benefits (OPEB)
- 0599 Other Noncurrent Liabilities

Total Permanent Fund

Total Long-Term Indebtedness

\$172,871,000

\$161,376,000

Short-Term Payables

06/30/2024 Estimate

06/30/2025 Projection

- General Fund
- Public Purpose (Expendable) Trust Fund
- Other Comptroller-Approved Special Revenue Funds
- Athletic / School-Sponsored Extra Curricular Activities Fund
- Capital Reserve Fund - § 690, §1850
- Capital Reserve Fund - § 1431
- Other Capital Projects Fund
- Debt Service Fund
- Food Service / Cafeteria Operations Fund
- Child Care Operations Fund
- Other Enterprise Funds
- Internal Service Fund
- Private Purpose Trust Fund
- Investment Trust Fund
- Pension Trust Fund
- Activity Fund
- Other Agency Fund
- Permanent Fund

Total Short-Term Payables

TOTAL INDEBTEDNESS	\$172,871,000	\$161,376,000
---------------------------	----------------------	----------------------

Account Description	Amounts
0810 Nonspendable Fund Balance	
0820 Restricted Fund Balance	
0830 Committed Fund Balance	
0840 Assigned Fund Balance	
0850 Unassigned Fund Balance	
Total Ending Fund Balance - Committed, Assigned, and Unassigned	
5900 Budgetary Reserve	3,000,000
Total Estimated Ending Committed, Assigned, and Unassigned Fund Balance and Budgetary Reserve	\$3,000,000

FINAL GENERAL FUND BUDGET

Fiscal Year 2024-2025

General Fund Budget Approval

Date of Adoption of the General Fund Budget:



President of the Board - Original Signature Required

6-28-24


Date



Secretary of the Board - Original Signature Required

6-28-24

Date



Chief School Administrator - Original Signature Required

6-28-24

Date

Neal A Brokman

Contact Person

(814)874-6123

Extn :

Telephone

Extension

nbrokman@eriesd.org

Email Address

**CERTIFICATION OF USE OF PDE-2028
FOR PUBLIC INSPECTION OF 2024-2025 PROPOSED BUDGET**

24 PS 6-687(a)(1)

(03/2006)

School District Name : Erie City SD	County : Erie	AUN Number : 105252602
---	-------------------------	----------------------------------

Section 687(a)(1) of the School Code requires the president of the board of school directors of each school district to certify to the Department of Education that the proposed budget was prepared, presented and will be made available for public inspection using the uniform form prepared and furnished by the Department of Education.

I hereby certify that the above information is accurate and complete.

SIGNATURE OF SCHOOL BOARD PRESIDENT 	DATE 6-28-24
---	------------------------

**DUE DATE: IMMEDIATELY FOLLOWING
ADOPTION OF PROPOSED
FINAL GENERAL FUND BUDGET**

<u>Val Number</u>	<u>Description</u>	<u>Justification</u>
1010	Budget Approval Date is required before submission on Contact Screen and cannot be a future date.	
8060	Ending Fund Balance Entry and Budgetary Reserve: If 5900 Budgetary Reserve is not equal to 0, a justification must be entered below.	
8080	Ending Fund Balance Entry and Budgetary Reserve: If 0850 Estimated Ending Unassigned Fund Balance is not equal to 0, a justification must be entered below.	

ITEM

AMOUNTS

Estimated Beginning Unreserved Fund Balance Available for Appropriation and Reserves Scheduled For Liquidation During The Fiscal Year

- 0810 Nonspendable Fund Balance
- 0820 Restricted Fund Balance
- 0830 Committed Fund Balance
- 0840 Assigned Fund Balance
- 0850 Unassigned Fund Balance

Total Estimated Beginning Unreserved Fund Balance Available for Appropriation and Reserves Scheduled For Liquidation During The Fiscal Year

Estimated Revenues And Other Financing Sources

6000 Revenue from Local Sources	70,245,600
7000 Revenue from State Sources	181,305,826
8000 Revenue from Federal Sources	20,488,570
9000 Other Financing Sources	

Total Estimated Revenues And Other Financing Sources **\$272,039,996**

Total Estimated Fund Balance, Revenues, and Other Financing Sources Available for Appropriation **\$272,039,996**

	<u>Amount</u>
REVENUE FROM LOCAL SOURCES	
6111 Current Real Estate Taxes	49,890,690
6113 Public Utility Realty Taxes	54,884
6114 Payments in Lieu of Current Taxes - State / Local	1,774,777
6140 Current Act 511 Taxes - Flat Rate Assessments	243,750
6150 Current Act 511 Taxes - Proportional Assessments	10,620,625
6400 Delinquencies on Taxes Levied / Assessed by the LEA	4,085,000
6500 Earnings on Investments	1,982,567
6700 Revenues from LEA Activities	30,729
6800 Revenues from Intermediary Sources / Pass-Through Funds	290,930
6910 Rentals	76,560
6920 Contributions and Donations from Private Sources	45,000
6940 Tuition from Patrons	702,705
6990 Refunds and Other Miscellaneous Revenue	447,383
REVENUE FROM LOCAL SOURCES	\$70,245,600
REVENUE FROM STATE SOURCES	
7111 Basic Education Funding-Formula	117,752,626
7112 Basic Education Funding-Social Security	4,971,018
7220 Vocational Education	1,281,120
7271 Special Education funds for School-Aged Pupils	13,841,888
7272 Early Intervention	2,600,000
7292 Pre-K Counts	2,285,000
7311 Pupil Transportation Subsidy	1,269,637
7312 Nonpublic and Charter School Pupil Transportation Subsidy	339,686
7320 Rental and Sinking Fund Payments / Building Reimbursement Subsidy	1,407,533
7330 Health Services (Medical, Dental, Nurse, Act 25)	243,541
7340 State Property Tax Reduction Allocation	8,753,430
7360 Safe Schools	85,841
7505 Ready to Learn Block Grant	2,602,655
7509 Supplemental Equipment Grants	72,460
7599 Other State Revenue Not Listed Elsewhere in the 7000 Series	5,989
7820 State Share of Retirement Contributions	23,793,402
REVENUE FROM STATE SOURCES	\$181,305,826
REVENUE FROM FEDERAL SOURCES	
8390 Other Restricted Federal Grants-in-Aid Directly from the Federal Government	133,286
8512 IDEA, Part B	3,010,586

	<u>Amount</u>
REVENUE FROM FEDERAL SOURCES	
8513 IDEA, Section 619	196,660
8514 Title I - Improving the Academic Achievement of the Disadvantaged	10,748,395
8515 Title II - Preparing, Training, and Recruiting High Quality Teachers and Principals	858,375
8516 Title III - Language Instruction for English Learners and Immigrant Students	194,024
8517 Title IV - 21st Century Schools	762,312
8521 Vocational Education - Operating Expenditures	450,016
8690 Other Restricted Federal Grants-in-Aid Through the Commonwealth of PA	905,398
8732 ARRA - Qualified School Construction Bonds (QSCB)	643,266
8744 ARP ESSER - Elementary and Secondary School Emergency Relief Fund	2,031,857
8751 ARP ESSER Learning Loss	525,000
8810 School-Based Access Medicaid Reimbursement Program (SBAP) Reimbursements (Access)	29,395
REVENUE FROM FEDERAL SOURCES	\$20,488,570
TOTAL ESTIMATED REVENUES AND OTHER SOURCES	272,039,996

Act 1 Index (current): 8.1%

Calculation Method:

Rate

Approx. Tax Revenue from RE Taxes:	\$49,890,690
Amount of Tax Relief for Homestead Exclusions	<u>\$8,753,430</u>
Total Approx. Tax Revenue:	\$58,644,120
Approx. Tax Levy for Tax Rate Calculation:	\$62,982,441

Erie

Total

2023-24 Data		
a. Assessed Value	\$3,179,566,417	\$3,179,566,417
b. Real Estate Mills	18.9628	
I. 2024-25 Data		
c. 2022 STEB Market Value	\$3,185,486,899	\$3,185,486,899
d. Assessed Value	\$3,179,566,417	\$3,179,566,417
e. Assessed Value of New Constr/ Renov	\$0	\$0
2023-24 Calculations		
f. 2023-24 Tax Levy	\$60,293,482	\$60,293,482
(a * b)		
2024-25 Calculations		
g. Percent of Total Market Value	100.00000%	100.00000%
h. Rebalanced 2023-24 Tax Levy	\$60,293,482	\$60,293,482
(f Total * g)		
i. Base Mills Subject to Index	18.9628	
(h / a * 1000) if no reassessment		
(h / (d-e) * 1000) if reassessment		
Calculation of Tax Rates and Levies Generated		
j. Weighted Avg. Collection Percentage	92.00000%	92.00000%
k. Tax Levy Needed	\$62,982,441	\$62,982,441
(Approx. Tax Levy * g)		
I. 2024-25 Real Estate Tax Rate	19.8085	
(k / d * 1000)		
III. m. Tax Levy Generated by Mills	\$62,982,441	\$62,982,441
(I / 1000 * d)		
n. Tax Levy minus Tax Relief for Homestead Exclusions		\$54,229,011
(m - Amount of Tax Relief for Homestead Exclusions)		
o. Net Tax Revenue Generated By Mills		\$49,890,690
(n * Est. Pct. Collection)		

Act 1 Index (current): 8.1%

Calculation Method:	Rate	
Approx. Tax Revenue from RE Taxes:	\$49,890,690	
Amount of Tax Relief for Homestead Exclusions	<u>\$8,753,430</u>	
Total Approx. Tax Revenue:	\$58,644,120	
Approx. Tax Levy for Tax Rate Calculation:	\$62,982,441	
	Erie	Total

Index Maximums		
p. Maximum Mills Based On Index (i * (1 + Index))	20.4987	
q. Mills In Excess of Index (if (l > p), (l - p))	0.0000	
r. Maximum Tax Levy Based On Index (p / 1000 * d)	\$65,176,978	\$65,176,978
IV. s. Millage Rate within Index? (If l > p Then No)	Yes	
t. Tax Levy In Excess of Index (if (m > r), (m - r))	\$0	\$0
u. Tax Revenue In Excess of Index (t * Est. Pct. Collection)	\$0	\$0

Information Related to Property Tax Relief		
V. Assessed Value Exclusion per Homestead	\$26,511.51	
Number of Homestead/Farmstead Properties	17115	17115
Median Assessed Value of Homestead Properties		\$77,900

Act 1 Index (current): 8.1%

Calculation Method:

Rate

Approx. Tax Revenue from RE Taxes:	\$49,890,690
Amount of Tax Relief for Homestead Exclusions	<u>\$8,753,430</u>
Total Approx. Tax Revenue:	\$58,644,120
Approx. Tax Levy for Tax Rate Calculation:	\$62,982,441

Erie

Total

State Property Tax Reduction Allocation used for: Homestead Exclusions	\$8,753,430	Lowering RE Tax Rate	\$0	\$8,753,430
Prior Year State Property Tax Reduction Allocation used for: Homestead Exclusions	\$0			\$0
Amount of Tax Relief from State/Local Sources				\$8,753,430

CODE

6111 Current Real Estate Taxes

<u>County Name</u>	<u>Taxable Assessed Value</u>	<u>Real Estate Mills</u>	<u>Tax Levy Generated by Mills</u>	<u>Amount of Tax Relief for Homestead Exclusions</u>	<u>Tax Levy Minus Homestead Exclusions</u>	<u>Percent Collected</u>	<u>Net Tax Revenue Generated By Mills</u>
Erie	3,179,566,417	19.8085	62,982,441			92.00000%	
Totals:	3,179,566,417		62,982,441	8,753,430	54,229,011	92.00000%	49,890,690

	<u>Rate</u>		<u>Estimated Revenue</u>
6120 <u>Current Per Capita Taxes, Section 679</u>	\$0.00		0
6140 <u>Current Act 511 Taxes – Flat Rate Assessments</u>	<u>Rate</u>	<u>Add'l Rate (if appl.)</u>	<u>Tax Levy</u>
6141 Current Act 511 Per Capita Taxes	\$0.00	\$0.00	0
6142 Current Act 511 Occupation Taxes – Flat Rate	\$0.00	\$0.00	0
6143 Current Act 511 Local Services Taxes	\$1.00	\$0.00	243,750
6144 Current Act 511 Trailer Taxes	\$0.00	\$0.00	0
6145 Current Act 511 Business Privilege Taxes – Flat Rate	\$0.00	\$0.00	0
6146 Current Act 511 Mechanical Device Taxes – Flat Rate	\$0.00	\$0.00	0
6149 Current Act 511 Taxes, Other Flat Rate Assessments	\$0.00	\$0.00	0

Total Current Act 511 Taxes – Flat Rate Assessments 243,750 243,750

	<u>Rate</u>	<u>Add'l Rate (if appl.)</u>	<u>Tax Levy</u>	<u>Estimated Revenue</u>
6150 <u>Current Act 511 Taxes – Proportional Assessments</u>				
6151 Current Act 511 Earned Income Taxes	0.500%	0.000%	8,955,625	8,955,625
6152 Current Act 511 Occupation Taxes	0.000	0.000	0	0
6153 Current Act 511 Real Estate Transfer Taxes	0.500%	0.000%	1,665,000	1,665,000
6154 Current Act 511 Amusement Taxes	0.000%	0.000%	0	0
6155 Current Act 511 Business Privilege Taxes	0.000	0.000	0	0
6156 Current Act 511 Mechanical Device Taxes – Percentage	0.000%	0.000%	0	0
6157 Current Act 511 Mercantile Taxes	0.000	0.000	0	0
6159 Current Act 511 Taxes, Other Proportional Assessments	0	0	0	0

Total Current Act 511 Taxes – Proportional Assessments 10,620,625 10,620,625

Total Act 511, Current Taxes 10,864,375

Act 511 Tax Limit -->	3,185,486,899	12	38,225,843
	Market Value	Mills	(511 Limit)

Tax Function	Description	Tax Rate Charged in:			Less than or equal to Index	Index	Additional Tax Rate Charged in:		
		2023-24 (Rebalanced)	2024-25	Percent Change in Rate			2023-24 (Rebalanced)	2024-25	Percent Change in Rate
6111	<u>Current Real Estate Taxes</u> Erie	18.9628	19.8085	4.46%	Yes	8.1%			
	<u>Current Act 511 Taxes – Flat Rate Assessments</u>								
6143	Current Act 511 Local Services Taxes <u>Current Act 511 Taxes – Proportional Assessments</u>	\$1.00	\$1.00	0.00%	Yes	8.1%			
6151	Current Act 511 Earned Income Taxes	0.500%	0.500%	0.00%	Yes	8.1%			
6153	Current Act 511 Real Estate Transfer Taxes	0.500%	0.500%	0.00%	Yes	8.1%			

<u>Description</u>	<u>Amount</u>
1000 Instruction	
1100 Regular Programs - Elementary / Secondary	110,473,908
1200 Special Programs - Elementary / Secondary	46,320,728
1300 Vocational Education	4,567,960
1400 Other Instructional Programs - Elementary / Secondary	2,492,830
1500 Nonpublic School Programs	927,312
1800 Pre-Kindergarten	2,261,095
Total Instruction	\$167,043,833
2000 Support Services	
2100 Support Services - Students	12,979,860
2200 Support Services - Instructional Staff	10,829,492
2300 Support Services - Administration	13,383,327
2400 Support Services - Pupil Health	2,170,476
2500 Support Services - Business	2,895,616
2600 Operation and Maintenance of Plant Services	17,770,208
2700 Student Transportation Services	7,948,928
2800 Support Services - Central	1,712,101
2900 Other Support Services	163,032
Total Support Services	\$69,853,040
3000 Operation of Non-Instructional Services	
3200 Student Activities	1,802,637
3300 Community Services	1,173,091
Total Operation of Non-Instructional Services	\$2,975,728
4000 Facilities Acquisition, Construction and Improvement Services	
4000 Facilities Acquisition, Construction and Improvement Services	1,688,697
Total Facilities Acquisition, Construction and Improvement Services	\$1,688,697
5000 Other Expenditures and Financing Uses	
5100 Debt Service / Other Expenditures and Financing Uses	13,674,648
5200 Interfund Transfers - Out	13,804,050
5900 Budgetary Reserve	3,000,000
Total Other Expenditures and Financing Uses	\$30,478,698
Total Estimated Expenditures and Other Financing Uses	\$272,039,996

<u>Description</u>	<u>Amount</u>
1000 Instruction	
1100 <u>Regular Programs - Elementary / Secondary</u>	
100 Personnel Services - Salaries	45,565,287
200 Personnel Services - Employee Benefits	34,735,389
300 Purchased Professional and Technical Services	3,888,372
500 Other Purchased Services	24,430,950
600 Supplies	1,727,552
700 Property	108,498
800 Other Objects	17,860
Total Regular Programs - Elementary / Secondary	\$110,473,908
1200 <u>Special Programs - Elementary / Secondary</u>	
100 Personnel Services - Salaries	15,685,716
200 Personnel Services - Employee Benefits	10,345,712
300 Purchased Professional and Technical Services	1,690,000
500 Other Purchased Services	18,431,800
600 Supplies	167,500
Total Special Programs - Elementary / Secondary	\$46,320,728
1300 <u>Vocational Education</u>	
100 Personnel Services - Salaries	2,215,225
200 Personnel Services - Employee Benefits	1,460,227
300 Purchased Professional and Technical Services	62,000
400 Purchased Property Services	15,000
600 Supplies	443,152
700 Property	372,356
Total Vocational Education	\$4,567,960
1400 <u>Other Instructional Programs - Elementary / Secondary</u>	
100 Personnel Services - Salaries	1,211,267
200 Personnel Services - Employee Benefits	170,687
300 Purchased Professional and Technical Services	1,045,876
500 Other Purchased Services	65,000
Total Other Instructional Programs - Elementary / Secondary	\$2,492,830
1500 <u>Nonpublic School Programs</u>	
100 Personnel Services - Salaries	383,482
200 Personnel Services - Employee Benefits	259,113
300 Purchased Professional and Technical Services	215,000
600 Supplies	69,717
Total Nonpublic School Programs	\$927,312
1800 <u>Pre-Kindergarten</u>	
100 Personnel Services - Salaries	927,166
200 Personnel Services - Employee Benefits	838,348
300 Purchased Professional and Technical Services	24,400
400 Purchased Property Services	43,600
600 Supplies	33,381
800 Other Objects	394,200

<u>Description</u>	<u>Amount</u>
Total Pre-Kindergarten	\$2,261,095
Total Instruction	\$167,043,833
2000 Support Services	
2100 Support Services - Students	
100 Personnel Services - Salaries	7,435,763
200 Personnel Services - Employee Benefits	5,199,949
300 Purchased Professional and Technical Services	129,000
500 Other Purchased Services	16,500
600 Supplies	198,648
Total Support Services - Students	\$12,979,860
2200 Support Services - Instructional Staff	
100 Personnel Services - Salaries	2,415,836
200 Personnel Services - Employee Benefits	1,744,985
300 Purchased Professional and Technical Services	2,528,400
500 Other Purchased Services	22,000
600 Supplies	2,618,271
700 Property	1,500,000
Total Support Services - Instructional Staff	\$10,829,492
2300 Support Services - Administration	
100 Personnel Services - Salaries	7,253,691
200 Personnel Services - Employee Benefits	4,559,893
300 Purchased Professional and Technical Services	750,000
500 Other Purchased Services	785,743
600 Supplies	1,500
800 Other Objects	32,500
Total Support Services - Administration	\$13,383,327
2400 Support Services - Pupil Health	
100 Personnel Services - Salaries	1,208,730
200 Personnel Services - Employee Benefits	899,054
300 Purchased Professional and Technical Services	22,000
400 Purchased Property Services	5,800
500 Other Purchased Services	2,600
600 Supplies	32,292
Total Support Services - Pupil Health	\$2,170,476
2500 Support Services - Business	
100 Personnel Services - Salaries	886,353
200 Personnel Services - Employee Benefits	626,922
300 Purchased Professional and Technical Services	204,000
400 Purchased Property Services	445,000
500 Other Purchased Services	89,000
600 Supplies	144,341
700 Property	500,000
Total Support Services - Business	\$2,895,616

LEA : 105252602 Erie City SD

Printed 6/25/2024 3:18:57 PM

<u>Description</u>	<u>Amount</u>
2600 <u>Operation and Maintenance of Plant Services</u>	
100 Personnel Services - Salaries	7,349,145
200 Personnel Services - Employee Benefits	5,745,902
300 Purchased Professional and Technical Services	373,812
400 Purchased Property Services	1,185,659
500 Other Purchased Services	135,000
600 Supplies	2,980,690
Total Operation and Maintenance of Plant Services	\$17,770,208
2700 <u>Student Transportation Services</u>	
100 Personnel Services - Salaries	2,652,869
200 Personnel Services - Employee Benefits	2,557,791
500 Other Purchased Services	2,005,342
600 Supplies	470,201
700 Property	262,725
Total Student Transportation Services	\$7,948,928
2800 <u>Support Services - Central</u>	
100 Personnel Services - Salaries	751,027
200 Personnel Services - Employee Benefits	492,074
300 Purchased Professional and Technical Services	467,500
800 Other Objects	1,500
Total Support Services - Central	\$1,712,101
2900 <u>Other Support Services</u>	
500 Other Purchased Services	163,032
Total Other Support Services	\$163,032
Total Support Services	\$69,853,040
3000 <u>Operation of Non-Instructional Services</u>	
3200 <u>Student Activities</u>	
100 Personnel Services - Salaries	830,037
200 Personnel Services - Employee Benefits	408,946
300 Purchased Professional and Technical Services	175,000
500 Other Purchased Services	73,660
600 Supplies	14,000
700 Property	95,560
800 Other Objects	205,434
Total Student Activities	\$1,802,637
3300 <u>Community Services</u>	
100 Personnel Services - Salaries	5,000
200 Personnel Services - Employee Benefits	2,112
300 Purchased Professional and Technical Services	836,090
600 Supplies	329,889
Total Community Services	\$1,173,091
Total Operation of Non-Instructional Services	\$2,975,728
4000 <u>Facilities Acquisition, Construction and Improvement Services</u>	

<u>Description</u>	<u>Amount</u>
4000 <u>Facilities Acquisition, Construction and Improvement Services</u>	
700 Property	1,688,697
Total Facilities Acquisition, Construction and Improvement Services	\$1,688,697
Total Facilities Acquisition, Construction and Improvement Services	\$1,688,697
5000 <u>Other Expenditures and Financing Uses</u>	
5100 <u>Debt Service / Other Expenditures and Financing Uses</u>	
800 Other Objects	4,214,648
900 Other Uses of Funds	9,460,000
Total Debt Service / Other Expenditures and Financing Uses	\$13,674,648
5200 <u>Interfund Transfers - Out</u>	
900 Other Uses of Funds	13,804,050
Total Interfund Transfers - Out	\$13,804,050
5900 <u>Budgetary Reserve</u>	
800 Other Objects	3,000,000
Total Budgetary Reserve	\$3,000,000
Total Other Expenditures and Financing Uses	\$30,478,698
TOTAL EXPENDITURES	\$272,039,996

Cash and Short-Term Investments

06/30/2024 Estimate

06/30/2025 Projection

General Fund	14,157,000	14,157,000
Public Purpose (Expendable) Trust Fund		
Other Comptroller-Approved Special Revenue Funds		
Athletic / School-Sponsored Extra Curricular Activities Fund		
Capital Reserve Fund - § 690, §1850		
Capital Reserve Fund - § 1431		
Other Capital Projects Fund	30,000,000	20,000,000
Debt Service Fund		
Food Service / Cafeteria Operations Fund	3,191,000	3,191,000
Child Care Operations Fund	3,191,000	3,191,000
Other Enterprise Funds	60,000	600,000
Internal Service Fund	8,300,000	8,300,000
Private Purpose Trust Fund		
Investment Trust Fund		
Pension Trust Fund		
Activity Fund	208,000	208,000
Other Agency Fund		
Permanent Fund		
Total Cash and Short-Term Investments	\$103,324,000	\$83,864,000

Long-Term Investments

06/30/2024 Estimate

06/30/2025 Projection

General Fund	39,200,000	39,200,000
Public Purpose (Expendable) Trust Fund		
Other Comptroller-Approved Special Revenue Funds		
Athletic / School-Sponsored Extra Curricular Activities Fund		
Capital Reserve Fund - § 690, §1850		
Capital Reserve Fund - § 1431		
Other Capital Projects Fund		
Debt Service Fund	52,000,000	32,000,000
Food Service / Cafeteria Operations Fund		
Child Care Operations Fund		
Other Enterprise Funds		
Internal Service Fund		
Private Purpose Trust Fund		
Investment Trust Fund		
Pension Trust Fund		
Activity Fund		
Other Agency Fund		

Long-Term Investments

06/30/2024 Estimate

06/30/2025 Projection

Permanent Fund

Total Long-Term Investments	\$91,200,000	\$71,200,000
TOTAL CASH AND INVESTMENTS	\$194,524,000	\$155,064,000

Long-Term Indebtedness

06/30/2024 Estimate

06/30/2025 Projection

General Fund		
0510 Bonds Payable	110,742,000	101,452,000
0520 Extended-Term Financing Agreements Payable		
0530 Lease and Other Right-To-Use Obligations		
0540 Accumulated Compensated Absences	6,975,000	6,975,000
0550 Authority Lease Obligations		
0560 Other Post-Employment Benefits (OPEB)	55,154,000	52,949,000
0599 Other Noncurrent Liabilities		
Total General Fund	\$172,871,000	\$161,376,000

Public Purpose (Expendable) Trust Fund		
0510 Bonds Payable		
0520 Extended-Term Financing Agreements Payable		
0530 Lease and Other Right-To-Use Obligations		
0540 Accumulated Compensated Absences		
0550 Authority Lease Obligations		
0560 Other Post-Employment Benefits (OPEB)		
0599 Other Noncurrent Liabilities		
Total Public Purpose (Expendable) Trust Fund		

Other Comptroller-Approved Special Revenue Funds		
0510 Bonds Payable		
0520 Extended-Term Financing Agreements Payable		
0530 Lease and Other Right-To-Use Obligations		
0540 Accumulated Compensated Absences		
0550 Authority Lease Obligations		
0560 Other Post-Employment Benefits (OPEB)		
0599 Other Noncurrent Liabilities		
Total Other Comptroller-Approved Special Revenue Funds		

Athletic / School-Sponsored Extra Curricular Activities Fund		
0510 Bonds Payable		
0520 Extended-Term Financing Agreements Payable		
0530 Lease and Other Right-To-Use Obligations		
0540 Accumulated Compensated Absences		
0550 Authority Lease Obligations		
0560 Other Post-Employment Benefits (OPEB)		
0599 Other Noncurrent Liabilities		
Total Athletic / School-Sponsored Extra Curricular Activities Fund		

Long-Term Indebtedness

06/30/2024 Estimate

06/30/2025 Projection

Capital Reserve Fund - \$ 690, \$1850

- 0510 Bonds Payable
- 0520 Extended-Term Financing Agreements Payable
- 0530 Lease and Other Right-To-Use Obligations

- 0540 Accumulated Compensated Absences
- 0550 Authority Lease Obligations
- 0560 Other Post-Employment Benefits (OPEB)
- 0599 Other Noncurrent Liabilities

Total Capital Reserve Fund - \$ 690, \$1850

Capital Reserve Fund - \$ 1431

- 0510 Bonds Payable
- 0520 Extended-Term Financing Agreements Payable
- 0530 Lease and Other Right-To-Use Obligations

- 0540 Accumulated Compensated Absences
- 0550 Authority Lease Obligations
- 0560 Other Post-Employment Benefits (OPEB)
- 0599 Other Noncurrent Liabilities

Total Capital Reserve Fund - \$ 1431

Other Capital Projects Fund

- 0510 Bonds Payable
- 0520 Extended-Term Financing Agreements Payable
- 0530 Lease and Other Right-To-Use Obligations

- 0540 Accumulated Compensated Absences
- 0550 Authority Lease Obligations
- 0560 Other Post-Employment Benefits (OPEB)
- 0599 Other Noncurrent Liabilities

Total Other Capital Projects Fund

Debt Service Fund

- 0510 Bonds Payable
- 0520 Extended-Term Financing Agreements Payable
- 0530 Lease and Other Right-To-Use Obligations

- 0540 Accumulated Compensated Absences
- 0550 Authority Lease Obligations
- 0560 Other Post-Employment Benefits (OPEB)
- 0599 Other Noncurrent Liabilities

Total Debt Service Fund

Long-Term Indebtedness

06/30/2024 Estimate

06/30/2025 Projection

Food Service / Cafeteria Operations Fund

- 0510 Bonds Payable
- 0520 Extended-Term Financing Agreements Payable
- 0530 Lease and Other Right-To-Use Obligations

- 0540 Accumulated Compensated Absences
- 0550 Authority Lease Obligations
- 0560 Other Post-Employment Benefits (OPEB)
- 0599 Other Noncurrent Liabilities

Total Food Service / Cafeteria Operations Fund

Child Care Operations Fund

- 0510 Bonds Payable
- 0520 Extended-Term Financing Agreements Payable
- 0530 Lease and Other Right-To-Use Obligations

- 0540 Accumulated Compensated Absences
- 0550 Authority Lease Obligations
- 0560 Other Post-Employment Benefits (OPEB)
- 0599 Other Noncurrent Liabilities

Total Child Care Operations Fund

Other Enterprise Funds

- 0510 Bonds Payable
- 0520 Extended-Term Financing Agreements Payable
- 0530 Lease and Other Right-To-Use Obligations

- 0540 Accumulated Compensated Absences
- 0550 Authority Lease Obligations
- 0560 Other Post-Employment Benefits (OPEB)
- 0599 Other Noncurrent Liabilities

Total Other Enterprise Funds

Internal Service Fund

- 0510 Bonds Payable
- 0520 Extended-Term Financing Agreements Payable
- 0530 Lease and Other Right-To-Use Obligations

- 0540 Accumulated Compensated Absences
- 0550 Authority Lease Obligations
- 0560 Other Post-Employment Benefits (OPEB)
- 0599 Other Noncurrent Liabilities

Total Internal Service Fund

Long-Term Indebtedness

06/30/2024 Estimate

06/30/2025 Projection

Private Purpose Trust Fund

- 0510 Bonds Payable
- 0520 Extended-Term Financing Agreements Payable
- 0530 Lease and Other Right-To-Use Obligations

- 0540 Accumulated Compensated Absences
- 0550 Authority Lease Obligations
- 0560 Other Post-Employment Benefits (OPEB)
- 0599 Other Noncurrent Liabilities

Total Private Purpose Trust Fund

Investment Trust Fund

- 0510 Bonds Payable
- 0520 Extended-Term Financing Agreements Payable
- 0530 Lease and Other Right-To-Use Obligations

- 0540 Accumulated Compensated Absences
- 0550 Authority Lease Obligations
- 0560 Other Post-Employment Benefits (OPEB)
- 0599 Other Noncurrent Liabilities

Total Investment Trust Fund

Pension Trust Fund

- 0510 Bonds Payable
- 0520 Extended-Term Financing Agreements Payable
- 0530 Lease and Other Right-To-Use Obligations

- 0540 Accumulated Compensated Absences
- 0550 Authority Lease Obligations
- 0560 Other Post-Employment Benefits (OPEB)
- 0599 Other Noncurrent Liabilities

Total Pension Trust Fund

Activity Fund

- 0510 Bonds Payable
- 0520 Extended-Term Financing Agreements Payable
- 0530 Lease and Other Right-To-Use Obligations

- 0540 Accumulated Compensated Absences
- 0550 Authority Lease Obligations
- 0560 Other Post-Employment Benefits (OPEB)
- 0599 Other Noncurrent Liabilities

Total Activity Fund

Long-Term Indebtedness

06/30/2024 Estimate

06/30/2025 Projection

Other Agency Fund

- 0510 Bonds Payable
- 0520 Extended-Term Financing Agreements Payable
- 0530 Lease and Other Right-To-Use Obligations

- 0540 Accumulated Compensated Absences
- 0550 Authority Lease Obligations
- 0560 Other Post-Employment Benefits (OPEB)
- 0599 Other Noncurrent Liabilities

Total Other Agency Fund

Permanent Fund

- 0510 Bonds Payable
- 0520 Extended-Term Financing Agreements Payable
- 0530 Lease and Other Right-To-Use Obligations

- 0540 Accumulated Compensated Absences
- 0550 Authority Lease Obligations
- 0560 Other Post-Employment Benefits (OPEB)
- 0599 Other Noncurrent Liabilities

Total Permanent Fund

Total Long-Term Indebtedness	\$172,871,000	\$161,376,000
-------------------------------------	----------------------	----------------------

Short-Term Payables

06/30/2024 Estimate

06/30/2025 Projection

- General Fund
- Public Purpose (Expendable) Trust Fund
- Other Comptroller-Approved Special Revenue Funds
- Athletic / School-Sponsored Extra Curricular Activities Fund
- Capital Reserve Fund - § 690, §1850
- Capital Reserve Fund - § 1431
- Other Capital Projects Fund
- Debt Service Fund
- Food Service / Cafeteria Operations Fund
- Child Care Operations Fund
- Other Enterprise Funds
- Internal Service Fund
- Private Purpose Trust Fund
- Investment Trust Fund
- Pension Trust Fund
- Activity Fund
- Other Agency Fund
- Permanent Fund

Total Short-Term Payables

TOTAL INDEBTEDNESS	\$172,871,000	\$161,376,000
---------------------------	----------------------	----------------------

Account Description	Amounts
0810 Nonspendable Fund Balance	
0820 Restricted Fund Balance	
0830 Committed Fund Balance	
0840 Assigned Fund Balance	
0850 Unassigned Fund Balance	
Total Ending Fund Balance - Committed, Assigned, and Unassigned	
5900 Budgetary Reserve	3,000,000
Total Estimated Ending Committed, Assigned, and Unassigned Fund Balance and Budgetary Reserve	\$3,000,000

<u>Val Number</u>	<u>Description</u>	<u>Justification</u>
8060	Ending Fund Balance Entry and Budgetary Reserve: If 5900 Budgetary Reserve is not equal to 0, a justification must be entered below.	Contingency for unforeseen expenses
8080	Ending Fund Balance Entry and Budgetary Reserve: If 0850 Estimated Ending Unassigned Fund Balance is not equal to 0, a justification must be entered below.	Contingency for unforeseen expenses
8150	Ending Fund Balance Entry and Budgetary Reserve: If 0830 Committed Fund Balance is not equal to 0, a justification must be entered below.	Fund balance not in spendable form
8160	Ending Fund Balance Entry and Budgetary Reserve: If 0840 Assigned Fund Balance is not equal to 0, a justification must be entered below.	Assigned for future capital costs

<u>ITEM</u>	<u>AMOUNTS</u>
Estimated Beginning Unreserved Fund Balance Available for Appropriation and Reserves Scheduled For Liquidation During The Fiscal Year	
0810 Nonspendable Fund Balance	
0820 Restricted Fund Balance	
0830 Committed Fund Balance	109,734
0840 Assigned Fund Balance	16,178,348
0850 Unassigned Fund Balance	21,763,199
Total Estimated Beginning Unreserved Fund Balance Available for Appropriation and Reserves Scheduled For Liquidation During The Fiscal Year	<u>\$38,051,281</u>
Estimated Revenues And Other Financing Sources	
6000 Revenue from Local Sources	70,245,600
7000 Revenue from State Sources	181,305,826
8000 Revenue from Federal Sources	20,488,570
9000 Other Financing Sources	
Total Estimated Revenues And Other Financing Sources	<u>\$272,039,996</u>
Total Estimated Fund Balance, Revenues, and Other Financing Sources Available for Appropriation	<u>\$310,091,277</u>

Amount

REVENUE FROM LOCAL SOURCES

6111 Current Real Estate Taxes	49,890,690
6113 Public Utility Realty Taxes	54,884
6114 Payments in Lieu of Current Taxes - State / Local	1,774,777
6140 Current Act 511 Taxes - Flat Rate Assessments	243,750
6150 Current Act 511 Taxes - Proportional Assessments	10,620,625
6400 Delinquencies on Taxes Levied / Assessed by the LEA	4,085,000
6500 Earnings on Investments	1,982,567
6700 Revenues from LEA Activities	30,729
6800 Revenues from Intermediary Sources / Pass-Through Funds	290,930
6910 Rentals	76,560
6920 Contributions and Donations from Private Sources	45,000
6940 Tuition from Patrons	702,705
6990 Refunds and Other Miscellaneous Revenue	447,383

REVENUE FROM LOCAL SOURCES \$70,245,600

REVENUE FROM STATE SOURCES

7111 Basic Education Funding-Formula	117,752,626
7112 Basic Education Funding-Social Security	4,971,018
7220 Vocational Education	1,281,120
7271 Special Education funds for School-Aged Pupils	13,841,888
7272 Early Intervention	2,600,000
7292 Pre-K Counts	2,285,000
7311 Pupil Transportation Subsidy	1,269,637
7312 Nonpublic and Charter School Pupil Transportation Subsidy	339,686
7320 Rental and Sinking Fund Payments / Building Reimbursement Subsidy	1,407,533
7330 Health Services (Medical, Dental, Nurse, Act 25)	243,541
7340 State Property Tax Reduction Allocation	8,753,430
7360 Safe Schools	85,841
7505 Ready to Learn Block Grant	2,602,655
7509 Supplemental Equipment Grants	72,460
7599 Other State Revenue Not Listed Elsewhere in the 7000 Series	5,989
7820 State Share of Retirement Contributions	23,793,402

REVENUE FROM STATE SOURCES \$181,305,826

REVENUE FROM FEDERAL SOURCES

8390 Other Restricted Federal Grants-in-Aid Directly from the Federal Government	133,286
8512 IDEA, Part B	3,010,586

Amount

REVENUE FROM FEDERAL SOURCES

8513 IDEA, Section 619	196,660
8514 Title I - Improving the Academic Achievement of the Disadvantaged	10,748,395
8515 Title II - Preparing, Training, and Recruiting High Quality Teachers and Principals	858,375
8516 Title III - Language Instruction for English Learners and Immigrant Students	194,024
8517 Title IV - 21st Century Schools	762,312
8521 Vocational Education - Operating Expenditures	450,016
8690 Other Restricted Federal Grants-in-Aid Through the Commonwealth of PA	905,398
8732 ARRA - Qualified School Construction Bonds (QSCB)	643,266
8744 ARP ESSER - Elementary and Secondary School Emergency Relief Fund	2,031,857
8751 ARP ESSER Learning Loss	525,000
8810 School-Based Access Medicaid Reimbursement Program (SBAP) Reimbursements (Access)	29,395

REVENUE FROM FEDERAL SOURCES **\$20,488,570**

TOTAL ESTIMATED REVENUES AND OTHER SOURCES **272,039,996**

Act 1 Index (current): 8.1%

Calculation Method:

Rate

Approx. Tax Revenue from RE Taxes:	\$49,890,690
Amount of Tax Relief for Homestead Exclusions	<u>\$8,753,430</u>
Total Approx. Tax Revenue:	\$58,644,120
Approx. Tax Levy for Tax Rate Calculation:	\$62,982,441

Erie

Total

2023-24 Data		
a. Assessed Value	\$3,179,566,417	\$3,179,566,417
b. Real Estate Mills	18.9628	
I. 2024-25 Data		
c. 2022 STEB Market Value	\$3,185,486,899	\$3,185,486,899
d. Assessed Value	\$3,179,566,417	\$3,179,566,417
e. Assessed Value of New Constr/ Renov	\$0	\$0
2023-24 Calculations		
f. 2023-24 Tax Levy	\$60,293,482	\$60,293,482
(a * b)		
2024-25 Calculations		
g. Percent of Total Market Value	100.00000%	100.00000%
h. Rebalanced 2023-24 Tax Levy	\$60,293,482	\$60,293,482
(f Total * g)		
i. Base Mills Subject to Index	18.9628	
(h / a * 1000) if no reassessment		
(h / (d-e) * 1000) if reassessment		
Calculation of Tax Rates and Levies Generated		
j. Weighted Avg. Collection Percentage	92.00000%	92.00000%
k. Tax Levy Needed	\$62,982,441	\$62,982,441
(Approx. Tax Levy * g)		
I. 2024-25 Real Estate Tax Rate	19.8085	
(k / d * 1000)		
III. m. Tax Levy Generated by Mills	\$62,982,441	\$62,982,441
(l / 1000 * d)		
n. Tax Levy minus Tax Relief for Homestead Exclusions		\$54,229,011
(m - Amount of Tax Relief for Homestead Exclusions)		
o. Net Tax Revenue Generated By Mills		\$49,890,690
(n * Est. Pct. Collection)		

Act 1 Index (current): 8.1%

Calculation Method:	Rate	
Approx. Tax Revenue from RE Taxes:	\$49,890,690	
Amount of Tax Relief for Homestead Exclusions	<u>\$8,753,430</u>	
Total Approx. Tax Revenue:	\$58,644,120	
Approx. Tax Levy for Tax Rate Calculation:	\$62,982,441	
	Erie	Total

Index Maximums		
p. Maximum Mills Based On Index (i * (1 + Index))	20.4987	
q. Mills In Excess of Index (if l > p), (l - p))	0.0000	
r. Maximum Tax Levy Based On Index (p / 1000 * d)	\$65,176,978	\$65,176,978
IV. s. Millage Rate within Index? (If l > p Then No)	Yes	
t. Tax Levy In Excess of Index (if (m > r), (m - r))	\$0	\$0
u. Tax Revenue In Excess of Index (t * Est. Pct. Collection)	\$0	\$0

Information Related to Property Tax Relief		
V. Assessed Value Exclusion per Homestead	\$26,226.00	
Number of Homestead/Farmstead Properties	17115	17115
Median Assessed Value of Homestead Properties		\$77,900

Act 1 Index (current): 8.1%

Calculation Method:	Rate
Approx. Tax Revenue from RE Taxes:	\$49,890,690
Amount of Tax Relief for Homestead Exclusions	<u>\$8,753,430</u>
Total Approx. Tax Revenue:	\$58,644,120
Approx. Tax Levy for Tax Rate Calculation:	\$62,982,441
	Erie
	Total

State Property Tax Reduction Allocation used for: Homestead Exclusions	\$8,753,430	Lowering RE Tax Rate	\$0	\$8,753,430
Prior Year State Property Tax Reduction Allocation used for: Homestead Exclusions	\$0			\$0
Amount of Tax Relief from State/Local Sources				\$8,753,430

CODE

6111 Current Real Estate Taxes

<u>County Name</u>	<u>Taxable Assessed Value</u>	<u>Real Estate Mills</u>	<u>Tax Levy Generated by Mills</u>	<u>Amount of Tax Relief for Homestead Exclusions</u>	<u>Tax Levy Minus Homestead Exclusions</u>	<u>Percent Collected</u>	<u>Net Tax Revenue Generated By Mills</u>
Erie	3,179,566,417	19.8085	62,982,441			92.00000%	
Totals:	3,179,566,417		62,982,441	8,753,430	54,229,011	92.00000%	49,890,690

	<u>Rate</u>		<u>Estimated Revenue</u>
6120 <u>Current Per Capita Taxes, Section 679</u>	\$0.00		0
6140 <u>Current Act 511 Taxes – Flat Rate Assessments</u>	<u>Rate</u>	<u>Add'l Rate (if appl.)</u>	<u>Tax Levy</u>
6141 Current Act 511 Per Capita Taxes	\$0.00	\$0.00	0
6142 Current Act 511 Occupation Taxes – Flat Rate	\$0.00	\$0.00	0
6143 Current Act 511 Local Services Taxes	\$1.00	\$0.00	243,750
6144 Current Act 511 Trailer Taxes	\$0.00	\$0.00	0
6145 Current Act 511 Business Privilege Taxes – Flat Rate	\$0.00	\$0.00	0
6146 Current Act 511 Mechanical Device Taxes – Flat Rate	\$0.00	\$0.00	0
6149 Current Act 511 Taxes, Other Flat Rate Assessments	\$0.00	\$0.00	0

Total Current Act 511 Taxes – Flat Rate Assessments 243,750 243,750

	<u>Rate</u>	<u>Add'l Rate (if appl.)</u>	<u>Tax Levy</u>	<u>Estimated Revenue</u>
6150 <u>Current Act 511 Taxes – Proportional Assessments</u>				
6151 Current Act 511 Earned Income Taxes	0.500%	0.000%	8,955,625	8,955,625
6152 Current Act 511 Occupation Taxes	0.000	0.000	0	0
6153 Current Act 511 Real Estate Transfer Taxes	0.500%	0.000%	1,665,000	1,665,000
6154 Current Act 511 Amusement Taxes	0.000%	0.000%	0	0
6155 Current Act 511 Business Privilege Taxes	0.000	0.000	0	0
6156 Current Act 511 Mechanical Device Taxes – Percentage	0.000%	0.000%	0	0
6157 Current Act 511 Mercantile Taxes	0.000	0.000	0	0
6159 Current Act 511 Taxes, Other Proportional Assessments	0	0	0	0

Total Current Act 511 Taxes – Proportional Assessments 10,620,625 10,620,625

Total Act 511, Current Taxes 10,864,375

Act 511 Tax Limit -->	3,185,486,899	X	12	38,225,843
	Market Value		Mills	(511 Limit)

Tax Function	Description	Tax Rate Charged in:			Less than or equal to Index	Index	Additional Tax Rate Charged in:		
		2023-24 (Rebalanced)	2024-25	Percent Change in Rate			2023-24 (Rebalanced)	2024-25	Percent Change in Rate
6111	<u>Current Real Estate Taxes</u> Erie	18.9628	19.8085	4.46%	Yes	8.1%			
	<u>Current Act 511 Taxes – Flat Rate Assessments</u>								
6143	Current Act 511 Local Services Taxes <u>Current Act 511 Taxes – Proportional Assessments</u>	\$1.00	\$1.00	0.00%	Yes	8.1%			
6151	Current Act 511 Earned Income Taxes	0.500%	0.500%	0.00%	Yes	8.1%			
6153	Current Act 511 Real Estate Transfer Taxes	0.500%	0.500%	0.00%	Yes	8.1%			

<u>Description</u>	<u>Amount</u>
1000 Instruction	
1100 Regular Programs - Elementary / Secondary	110,473,908
1200 Special Programs - Elementary / Secondary	46,320,728
1300 Vocational Education	4,567,960
1400 Other Instructional Programs - Elementary / Secondary	2,492,830
1500 Nonpublic School Programs	927,312
1800 Pre-Kindergarten	2,261,095
Total Instruction	\$167,043,833
2000 Support Services	
2100 Support Services - Students	12,979,860
2200 Support Services - Instructional Staff	10,829,492
2300 Support Services - Administration	13,383,327
2400 Support Services - Pupil Health	2,170,476
2500 Support Services - Business	2,895,616
2600 Operation and Maintenance of Plant Services	17,770,208
2700 Student Transportation Services	7,948,928
2800 Support Services - Central	1,712,101
2900 Other Support Services	163,032
Total Support Services	\$69,853,040
3000 Operation of Non-Instructional Services	
3200 Student Activities	1,802,637
3300 Community Services	1,173,091
Total Operation of Non-Instructional Services	\$2,975,728
4000 Facilities Acquisition, Construction and Improvement Services	
4000 Facilities Acquisition, Construction and Improvement Services	1,688,697
Total Facilities Acquisition, Construction and Improvement Services	\$1,688,697
5000 Other Expenditures and Financing Uses	
5100 Debt Service / Other Expenditures and Financing Uses	13,674,648
5200 Interfund Transfers - Out	13,804,050
5900 Budgetary Reserve	3,000,000
Total Other Expenditures and Financing Uses	\$30,478,698
Total Estimated Expenditures and Other Financing Uses	\$272,039,996

<u>Description</u>	<u>Amount</u>
1000 Instruction	
1100 <u>Regular Programs - Elementary / Secondary</u>	
100 Personnel Services - Salaries	45,565,287
200 Personnel Services - Employee Benefits	34,735,389
300 Purchased Professional and Technical Services	3,888,372
500 Other Purchased Services	24,430,950
600 Supplies	1,727,552
700 Property	108,498
800 Other Objects	17,860
Total Regular Programs - Elementary / Secondary	\$110,473,908
1200 <u>Special Programs - Elementary / Secondary</u>	
100 Personnel Services - Salaries	15,685,716
200 Personnel Services - Employee Benefits	10,345,712
300 Purchased Professional and Technical Services	1,690,000
500 Other Purchased Services	18,431,800
600 Supplies	167,500
Total Special Programs - Elementary / Secondary	\$46,320,728
1300 <u>Vocational Education</u>	
100 Personnel Services - Salaries	2,215,225
200 Personnel Services - Employee Benefits	1,460,227
300 Purchased Professional and Technical Services	62,000
400 Purchased Property Services	15,000
600 Supplies	443,152
700 Property	372,356
Total Vocational Education	\$4,567,960
1400 <u>Other Instructional Programs - Elementary / Secondary</u>	
100 Personnel Services - Salaries	1,211,267
200 Personnel Services - Employee Benefits	170,687
300 Purchased Professional and Technical Services	1,045,876
500 Other Purchased Services	65,000
Total Other Instructional Programs - Elementary / Secondary	\$2,492,830
1500 <u>Nonpublic School Programs</u>	
100 Personnel Services - Salaries	383,482
200 Personnel Services - Employee Benefits	259,113
300 Purchased Professional and Technical Services	215,000
600 Supplies	69,717
Total Nonpublic School Programs	\$927,312
1800 <u>Pre-Kindergarten</u>	
100 Personnel Services - Salaries	927,166
200 Personnel Services - Employee Benefits	838,348
300 Purchased Professional and Technical Services	24,400
400 Purchased Property Services	43,600
600 Supplies	33,381
800 Other Objects	394,200

<u>Description</u>	<u>Amount</u>
Total Pre-Kindergarten	\$2,261,095
Total Instruction	\$167,043,833
2000 Support Services	
2100 Support Services - Students	
100 Personnel Services - Salaries	7,435,763
200 Personnel Services - Employee Benefits	5,199,949
300 Purchased Professional and Technical Services	129,000
500 Other Purchased Services	16,500
600 Supplies	198,648
Total Support Services - Students	\$12,979,860
2200 Support Services - Instructional Staff	
100 Personnel Services - Salaries	2,415,836
200 Personnel Services - Employee Benefits	1,744,985
300 Purchased Professional and Technical Services	2,528,400
500 Other Purchased Services	22,000
600 Supplies	2,618,271
700 Property	1,500,000
Total Support Services - Instructional Staff	\$10,829,492
2300 Support Services - Administration	
100 Personnel Services - Salaries	7,253,691
200 Personnel Services - Employee Benefits	4,559,893
300 Purchased Professional and Technical Services	750,000
500 Other Purchased Services	785,743
600 Supplies	1,500
800 Other Objects	32,500
Total Support Services - Administration	\$13,383,327
2400 Support Services - Pupil Health	
100 Personnel Services - Salaries	1,208,730
200 Personnel Services - Employee Benefits	899,054
300 Purchased Professional and Technical Services	22,000
400 Purchased Property Services	5,800
500 Other Purchased Services	2,600
600 Supplies	32,292
Total Support Services - Pupil Health	\$2,170,476
2500 Support Services - Business	
100 Personnel Services - Salaries	886,353
200 Personnel Services - Employee Benefits	626,922
300 Purchased Professional and Technical Services	204,000
400 Purchased Property Services	445,000
500 Other Purchased Services	89,000
600 Supplies	144,341
700 Property	500,000
Total Support Services - Business	\$2,895,616

<u>Description</u>	<u>Amount</u>
2600 <u>Operation and Maintenance of Plant Services</u>	
100 Personnel Services - Salaries	7,349,145
200 Personnel Services - Employee Benefits	5,745,902
300 Purchased Professional and Technical Services	373,812
400 Purchased Property Services	1,185,659
500 Other Purchased Services	135,000
600 Supplies	2,980,690
Total Operation and Maintenance of Plant Services	\$17,770,208
2700 <u>Student Transportation Services</u>	
100 Personnel Services - Salaries	2,652,869
200 Personnel Services - Employee Benefits	2,557,791
500 Other Purchased Services	2,005,342
600 Supplies	470,201
700 Property	262,725
Total Student Transportation Services	\$7,948,928
2800 <u>Support Services - Central</u>	
100 Personnel Services - Salaries	751,027
200 Personnel Services - Employee Benefits	492,074
300 Purchased Professional and Technical Services	467,500
800 Other Objects	1,500
Total Support Services - Central	\$1,712,101
2900 <u>Other Support Services</u>	
500 Other Purchased Services	163,032
Total Other Support Services	\$163,032
Total Support Services	\$69,853,040
3000 <u>Operation of Non-Instructional Services</u>	
3200 <u>Student Activities</u>	
100 Personnel Services - Salaries	830,037
200 Personnel Services - Employee Benefits	408,946
300 Purchased Professional and Technical Services	175,000
500 Other Purchased Services	73,660
600 Supplies	14,000
700 Property	95,560
800 Other Objects	205,434
Total Student Activities	\$1,802,637
3300 <u>Community Services</u>	
100 Personnel Services - Salaries	5,000
200 Personnel Services - Employee Benefits	2,112
300 Purchased Professional and Technical Services	836,090
600 Supplies	329,889
Total Community Services	\$1,173,091
Total Operation of Non-Instructional Services	\$2,975,728
4000 <u>Facilities Acquisition, Construction and Improvement Services</u>	

<u>Description</u>	<u>Amount</u>
4000 <u>Facilities Acquisition, Construction and Improvement Services</u>	
700 Property	1,688,697
Total Facilities Acquisition, Construction and Improvement Services	\$1,688,697
Total Facilities Acquisition, Construction and Improvement Services	\$1,688,697
5000 <u>Other Expenditures and Financing Uses</u>	
5100 <u>Debt Service / Other Expenditures and Financing Uses</u>	
800 Other Objects	4,214,648
900 Other Uses of Funds	9,460,000
Total Debt Service / Other Expenditures and Financing Uses	\$13,674,648
5200 <u>Interfund Transfers - Out</u>	
900 Other Uses of Funds	13,804,050
Total Interfund Transfers - Out	\$13,804,050
5900 <u>Budgetary Reserve</u>	
800 Other Objects	3,000,000
Total Budgetary Reserve	\$3,000,000
Total Other Expenditures and Financing Uses	\$30,478,698
TOTAL EXPENDITURES	\$272,039,996

Cash and Short-Term Investments

06/30/2024 Estimate

06/30/2025 Projection

General Fund	14,157,000	14,157,000
Public Purpose (Expendable) Trust Fund		
Other Comptroller-Approved Special Revenue Funds		
Athletic / School-Sponsored Extra Curricular Activities Fund		
Capital Reserve Fund - § 690, §1850		
Capital Reserve Fund - § 1431		
Other Capital Projects Fund	30,000,000	20,000,000
Debt Service Fund		
Food Service / Cafeteria Operations Fund	3,191,000	3,191,000
Child Care Operations Fund	3,191,000	3,191,000
Other Enterprise Funds	60,000	600,000
Internal Service Fund	8,300,000	8,300,000
Private Purpose Trust Fund		
Investment Trust Fund		
Pension Trust Fund		
Activity Fund	208,000	208,000
Other Agency Fund		
Permanent Fund		
Total Cash and Short-Term Investments	\$103,324,000	\$83,864,000

Long-Term Investments

06/30/2024 Estimate

06/30/2025 Projection

General Fund	39,200,000	39,200,000
Public Purpose (Expendable) Trust Fund		
Other Comptroller-Approved Special Revenue Funds		
Athletic / School-Sponsored Extra Curricular Activities Fund		
Capital Reserve Fund - § 690, §1850		
Capital Reserve Fund - § 1431		
Other Capital Projects Fund		
Debt Service Fund	52,000,000	32,000,000
Food Service / Cafeteria Operations Fund		
Child Care Operations Fund		
Other Enterprise Funds		
Internal Service Fund		
Private Purpose Trust Fund		
Investment Trust Fund		
Pension Trust Fund		
Activity Fund		
Other Agency Fund		

Long-Term Investments

06/30/2024 Estimate

06/30/2025 Projection

Permanent Fund

Total Long-Term Investments	\$91,200,000	\$71,200,000
TOTAL CASH AND INVESTMENTS	\$194,524,000	\$155,064,000

Long-Term Indebtedness

06/30/2024 Estimate

06/30/2025 Projection

General Fund		
0510 Bonds Payable	110,742,000	101,452,000
0520 Extended-Term Financing Agreements Payable		
0530 Lease and Other Right-To-Use Obligations		
0540 Accumulated Compensated Absences	6,975,000	6,975,000
0550 Authority Lease Obligations		
0560 Other Post-Employment Benefits (OPEB)	55,154,000	52,949,000
0599 Other Noncurrent Liabilities		
Total General Fund	\$172,871,000	\$161,376,000

Public Purpose (Expendable) Trust Fund		
0510 Bonds Payable		
0520 Extended-Term Financing Agreements Payable		
0530 Lease and Other Right-To-Use Obligations		
0540 Accumulated Compensated Absences		
0550 Authority Lease Obligations		
0560 Other Post-Employment Benefits (OPEB)		
0599 Other Noncurrent Liabilities		
Total Public Purpose (Expendable) Trust Fund		

Other Comptroller-Approved Special Revenue Funds		
0510 Bonds Payable		
0520 Extended-Term Financing Agreements Payable		
0530 Lease and Other Right-To-Use Obligations		
0540 Accumulated Compensated Absences		
0550 Authority Lease Obligations		
0560 Other Post-Employment Benefits (OPEB)		
0599 Other Noncurrent Liabilities		
Total Other Comptroller-Approved Special Revenue Funds		

Athletic / School-Sponsored Extra Curricular Activities Fund		
0510 Bonds Payable		
0520 Extended-Term Financing Agreements Payable		
0530 Lease and Other Right-To-Use Obligations		
0540 Accumulated Compensated Absences		
0550 Authority Lease Obligations		
0560 Other Post-Employment Benefits (OPEB)		
0599 Other Noncurrent Liabilities		
Total Athletic / School-Sponsored Extra Curricular Activities Fund		

Long-Term Indebtedness

06/30/2024 Estimate

06/30/2025 Projection

Capital Reserve Fund - \$ 690, \$1850

- 0510 Bonds Payable
- 0520 Extended-Term Financing Agreements Payable
- 0530 Lease and Other Right-To-Use Obligations

- 0540 Accumulated Compensated Absences
- 0550 Authority Lease Obligations
- 0560 Other Post-Employment Benefits (OPEB)
- 0599 Other Noncurrent Liabilities

Total Capital Reserve Fund - \$ 690, \$1850

Capital Reserve Fund - \$ 1431

- 0510 Bonds Payable
- 0520 Extended-Term Financing Agreements Payable
- 0530 Lease and Other Right-To-Use Obligations

- 0540 Accumulated Compensated Absences
- 0550 Authority Lease Obligations
- 0560 Other Post-Employment Benefits (OPEB)
- 0599 Other Noncurrent Liabilities

Total Capital Reserve Fund - \$ 1431

Other Capital Projects Fund

- 0510 Bonds Payable
- 0520 Extended-Term Financing Agreements Payable
- 0530 Lease and Other Right-To-Use Obligations

- 0540 Accumulated Compensated Absences
- 0550 Authority Lease Obligations
- 0560 Other Post-Employment Benefits (OPEB)
- 0599 Other Noncurrent Liabilities

Total Other Capital Projects Fund

Debt Service Fund

- 0510 Bonds Payable
- 0520 Extended-Term Financing Agreements Payable
- 0530 Lease and Other Right-To-Use Obligations

- 0540 Accumulated Compensated Absences
- 0550 Authority Lease Obligations
- 0560 Other Post-Employment Benefits (OPEB)
- 0599 Other Noncurrent Liabilities

Total Debt Service Fund

Long-Term Indebtedness

06/30/2024 Estimate

06/30/2025 Projection

Food Service / Cafeteria Operations Fund

- 0510 Bonds Payable
- 0520 Extended-Term Financing Agreements Payable
- 0530 Lease and Other Right-To-Use Obligations

- 0540 Accumulated Compensated Absences
- 0550 Authority Lease Obligations
- 0560 Other Post-Employment Benefits (OPEB)
- 0599 Other Noncurrent Liabilities

Total Food Service / Cafeteria Operations Fund

Child Care Operations Fund

- 0510 Bonds Payable
- 0520 Extended-Term Financing Agreements Payable
- 0530 Lease and Other Right-To-Use Obligations

- 0540 Accumulated Compensated Absences
- 0550 Authority Lease Obligations
- 0560 Other Post-Employment Benefits (OPEB)
- 0599 Other Noncurrent Liabilities

Total Child Care Operations Fund

Other Enterprise Funds

- 0510 Bonds Payable
- 0520 Extended-Term Financing Agreements Payable
- 0530 Lease and Other Right-To-Use Obligations

- 0540 Accumulated Compensated Absences
- 0550 Authority Lease Obligations
- 0560 Other Post-Employment Benefits (OPEB)
- 0599 Other Noncurrent Liabilities

Total Other Enterprise Funds

Internal Service Fund

- 0510 Bonds Payable
- 0520 Extended-Term Financing Agreements Payable
- 0530 Lease and Other Right-To-Use Obligations

- 0540 Accumulated Compensated Absences
- 0550 Authority Lease Obligations
- 0560 Other Post-Employment Benefits (OPEB)
- 0599 Other Noncurrent Liabilities

Total Internal Service Fund

Long-Term Indebtedness

06/30/2024 Estimate

06/30/2025 Projection

Private Purpose Trust Fund

- 0510 Bonds Payable
- 0520 Extended-Term Financing Agreements Payable
- 0530 Lease and Other Right-To-Use Obligations

- 0540 Accumulated Compensated Absences
- 0550 Authority Lease Obligations
- 0560 Other Post-Employment Benefits (OPEB)
- 0599 Other Noncurrent Liabilities

Total Private Purpose Trust Fund

Investment Trust Fund

- 0510 Bonds Payable
- 0520 Extended-Term Financing Agreements Payable
- 0530 Lease and Other Right-To-Use Obligations

- 0540 Accumulated Compensated Absences
- 0550 Authority Lease Obligations
- 0560 Other Post-Employment Benefits (OPEB)
- 0599 Other Noncurrent Liabilities

Total Investment Trust Fund

Pension Trust Fund

- 0510 Bonds Payable
- 0520 Extended-Term Financing Agreements Payable
- 0530 Lease and Other Right-To-Use Obligations

- 0540 Accumulated Compensated Absences
- 0550 Authority Lease Obligations
- 0560 Other Post-Employment Benefits (OPEB)
- 0599 Other Noncurrent Liabilities

Total Pension Trust Fund

Activity Fund

- 0510 Bonds Payable
- 0520 Extended-Term Financing Agreements Payable
- 0530 Lease and Other Right-To-Use Obligations

- 0540 Accumulated Compensated Absences
- 0550 Authority Lease Obligations
- 0560 Other Post-Employment Benefits (OPEB)
- 0599 Other Noncurrent Liabilities

Total Activity Fund

Long-Term Indebtedness

06/30/2024 Estimate

06/30/2025 Projection

Other Agency Fund

- 0510 Bonds Payable
- 0520 Extended-Term Financing Agreements Payable
- 0530 Lease and Other Right-To-Use Obligations

- 0540 Accumulated Compensated Absences
- 0550 Authority Lease Obligations
- 0560 Other Post-Employment Benefits (OPEB)
- 0599 Other Noncurrent Liabilities

Total Other Agency Fund

Permanent Fund

- 0510 Bonds Payable
- 0520 Extended-Term Financing Agreements Payable
- 0530 Lease and Other Right-To-Use Obligations

- 0540 Accumulated Compensated Absences
- 0550 Authority Lease Obligations
- 0560 Other Post-Employment Benefits (OPEB)
- 0599 Other Noncurrent Liabilities

Total Permanent Fund

Total Long-Term Indebtedness	\$172,871,000	\$161,376,000
-------------------------------------	----------------------	----------------------

Short-Term Payables

06/30/2024 Estimate

06/30/2025 Projection

- General Fund
- Public Purpose (Expendable) Trust Fund
- Other Comptroller-Approved Special Revenue Funds
- Athletic / School-Sponsored Extra Curricular Activities Fund
- Capital Reserve Fund - § 690, §1850
- Capital Reserve Fund - § 1431
- Other Capital Projects Fund
- Debt Service Fund
- Food Service / Cafeteria Operations Fund
- Child Care Operations Fund
- Other Enterprise Funds
- Internal Service Fund
- Private Purpose Trust Fund
- Investment Trust Fund
- Pension Trust Fund
- Activity Fund
- Other Agency Fund
- Permanent Fund

Total Short-Term Payables

TOTAL INDEBTEDNESS	\$172,871,000	\$161,376,000
---------------------------	----------------------	----------------------

<u>Description</u>	<u>Nonspecial Education</u>	<u>Special Education</u>
1000 Instruction		
1100 Regular Programs - Elementary / Secondary		
1200 Special Programs - Elementary / Secondary	56,748	42,882
1300 Vocational Education		
1400 Other Instructional Programs - Elementary / Secondary		
1500 Nonpublic School Programs		
1600 Adult Education Programs		
1700 Higher Education Programs for Secondary Students		
1800 Pre-Kindergarten		
Total Instruction	\$56,748	\$42,882
2000 Support Services		
2100 Support Services - Students		
2200 Support Services - Instructional Staff		
2300 Support Services - Administration		
2400 Support Services - Pupil Health		
2500 Support Services - Business		
2600 Operation and Maintenance of Plant Services		
2700 Student Transportation Services		
2800 Support Services - Central		
2900 Other Support Services		
Total Support Services		
3000 Operation of Non-Instructional Services		
3200 Student Activities		
3300 Community Services		
3400 Scholarships and Awards		
Total Operation of Non-Instructional Services		
4000 Facilities Acquisition, Construction and Improvement Services		
4000 Facilities Acquisition, Construction and Improvement Services		
Total Facilities Acquisition, Construction and Improvement Services		
5000 Other Expenditures and Financing Uses		
5100 Debt Service / Other Expenditures and Financing Uses		
5200 Interfund Transfers - Out		
5300 Transfers Out to Component Units/Primary Governments		
5500 Special and Extraordinary Items		
5900 Budgetary Reserve		
Total Other Expenditures and Financing Uses		
Total Estimated Expenditures and Other Financing Uses	\$56,748	\$42,882

<u>Description</u>	<u>Nonspecial Education</u>	<u>Special Education</u>
1000 Instruction		
1100 <u>Regular Programs - Elementary / Secondary</u>		
100 Personnel Services - Salaries		
200 Personnel Services - Employee Benefits		
300 Purchased Professional and Technical Services		
400 Purchased Property Services		
500 Other Purchased Services		
600 Supplies		
700 Property		
800 Other Objects		
Total Regular Programs - Elementary / Secondary		
1200 <u>Special Programs - Elementary / Secondary</u>		
100 Personnel Services - Salaries	40,409	30,306
200 Personnel Services - Employee Benefits	16,339	12,576
300 Purchased Professional and Technical Services		
400 Purchased Property Services		
500 Other Purchased Services		
600 Supplies		
700 Property		
800 Other Objects		
Total Special Programs - Elementary / Secondary		\$42,882
1300 <u>Vocational Education</u>		
100 Personnel Services - Salaries		
200 Personnel Services - Employee Benefits		
300 Purchased Professional and Technical Services		
400 Purchased Property Services		
500 Other Purchased Services		
600 Supplies		
700 Property		
800 Other Objects		
Total Vocational Education		\$56,748
1400 <u>Other Instructional Programs - Elementary / Secondary</u>		
100 Personnel Services - Salaries		
200 Personnel Services - Employee Benefits		
300 Purchased Professional and Technical Services		
400 Purchased Property Services		
500 Other Purchased Services		
600 Supplies		
700 Property		
800 Other Objects		
Total Other Instructional Programs - Elementary / Secondary		
1500 <u>Nonpublic School Programs</u>		
100 Personnel Services - Salaries		
200 Personnel Services - Employee Benefits		
300 Purchased Professional and Technical Services		

<u>Description</u>	<u>Nonspecial Education</u>	<u>Special Education</u>
400 Purchased Property Services		
500 Other Purchased Services		
600 Supplies		
700 Property		
800 Other Objects		
Total Nonpublic School Programs		
1600 <u>Adult Education Programs</u>		
100 Personnel Services - Salaries		
200 Personnel Services - Employee Benefits		
300 Purchased Professional and Technical Services		
400 Purchased Property Services		
500 Other Purchased Services		
600 Supplies		
700 Property		
800 Other Objects		
Total Adult Education Programs		
1700 <u>Higher Education Programs for Secondary Students</u>		
500 Other Purchased Services		
600 Supplies		
Total Higher Education Programs for Secondary Students		
1800 <u>Pre-Kindergarten</u>		
100 Personnel Services - Salaries		
200 Personnel Services - Employee Benefits		
300 Purchased Professional and Technical Services		
400 Purchased Property Services		
500 Other Purchased Services		
600 Supplies		
700 Property		
800 Other Objects		
Total Pre-Kindergarten		
Total Instruction	\$56,748	\$42,882
TOTAL EXPENDITURES	\$56,748	\$42,882

	<u>Nonspecial Education</u>	<u>Special Education</u>
8000 Revenue from Federal Sources		
Total Revenue from Federal Sources	\$35,642	\$26,731
TOTAL REVENUES	\$35,642	\$26,731

	<u>Nonspecial Education</u>	<u>Special Education</u>
8000 Revenue from Federal Sources		
8514 Title I - Improving the Academic Achievement of the Disadvantaged	35,642	26,731
Total Revenue from Federal Sources	\$35,642	\$26,731
TOTAL REVENUES	\$35,642	\$26,731

Account Description	Amounts
0810 Nonspendable Fund Balance	
0820 Restricted Fund Balance	
0830 Committed Fund Balance	109,734
0840 Assigned Fund Balance	8,487,241
0850 Unassigned Fund Balance	29,454,306
Total Ending Fund Balance - Committed, Assigned, and Unassigned	\$38,051,281
5900 Budgetary Reserve	3,000,000
Total Estimated Ending Committed, Assigned, and Unassigned Fund Balance and Budgetary Reserve	\$41,051,281